




Accessories

OPTIONAL

DROP SEALS - EXTERIOR DOORS

	Type	Size	Use with
	Corner plate set X3, sheet metal (stainless steel) Type 1	29mm x 55mm, 1mm thick	Planet X3
	Stopping plate Type 6	13mm x 24mm incl. screws	Planet X3
	Planet shortening aid X3	-	Planet X3