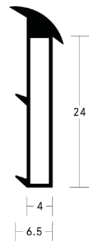


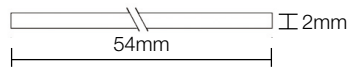
# RF1™

## BEAD APPLIED SYSTEM

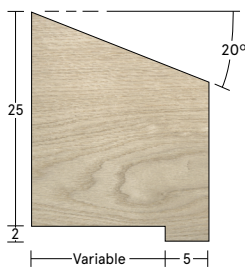
RF1™ is a versatile bead-applied glazing system for 60 minute fire resistant doors and screens. Comprises a pair of bead applied intumescent glazing seals and an intumescent liner. With premium aesthetics, the caps are the only visible elements when fitted and a variety of colours are available to harmonise with the door.



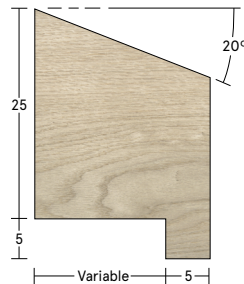
RF1™



**B25402**  
Sodium silicate intumescent liner.



**Glazing bead**  
For timber screens.



**Glazing bead**  
For 54mm timber fire doors.



**Note:** The bead should be hardwood excluding Ash and Beech (min density 610 kg/m<sup>3</sup>).

### SYSTEM SPECIFICATIONS

#### Test evidence

- ▶ Fire: BS 476-22:1987.

#### Performance

- ▶ Provides 60 minutes fire resistance.

#### Size

- ▶ 24mm x 6.5mm.

#### Standard lengths

- ▶ 1 pack contains:  
2 x RF1 in 2.1m.  
2 x 2mm liner in 1.050m.

#### Seal material

- ▶ Sodium silicate intumescent encapsulated in rigid PVC with flexible fins.

#### Profile

- ▶ Available with or without decorative top cap & compression fins.

#### Finish

- ▶ Black profile with white, cream, grey, light brown, dark brown or black caps.

#### Glass thickness

- ▶ Suitable for use with a variety of fire rated glass types for both doors and screens.

#### Glass type

- ▶ Please refer to Certifire certificate CF5033 for the full range of glass types.

#### Application

- ▶ Timber door leaves and glazed screens for periods of 60 minutes integrity (and insulation depending on glass specification).

#### Sodium silicate intumescent liner

- ▶ A 2mm sodium silicate intumescent liner is required with doors and screens.

#### Glazing beads






- ▶ Glazing beads are required on both sides of the glass.
- ▶ Note: Hardwood beads are available (min density 550kg/m<sup>3</sup>).
- ▶ Fixing of beads: pin or screw in to place using 50mm long steel pins at 150mm nom. centres, or steel screws 50mm long (No.8) at 150mm nom. centres.

#### Certification

# RF1™

## CERTIFIRE APPROVED APPLICATIONS: 60 MINUTE TIMBER FIRE DOORS

Certifire CF5033 Certificate of Approval relates to the following glasses when used in conjunction with RF1™ glazing system at the maximum sizes shown below:

| Protection Integrity / Insulation (minutes) | Glass types                       | Max. pane height       | Max. pane width        | Max. pane area      | Doors   |   |   | Screens   |   |
|---|-----------------------------------|------------------------|------------------------|---------------------|---|---|---|---|---|
|   |                                   |                        |                        |                     |  |  |  |  |  |
| 60/0  | ▲ 5mm FireLite                    | 1488mm (at 500mm wide) | 620mm (at 1200mm high) | 0.75m <sup>2</sup>  | ✓   | ✓   | ✓   |   |   |
| 60/0  | ▲ Pyran-S® (6mm, 8mm, 10mm, 12mm) | 1488mm (at 500mm wide) | 620mm (at 1200mm high) | 0.75m <sup>2</sup>  | ✓   | ✓   | ✓   |   |   |
| 60/0  | ▲ 7mm Pyrostem® 2                 | 1488mm (at 500mm wide) | 620mm (at 1200mm high) | 0.75m <sup>2</sup>  | ✓   | ✓   | ✓   |   |   |
| 60/0  | ▲ 7mm Pyroshield® 2               | 1488mm (at 500mm wide) | 620mm (at 1200mm high) | 0.75m <sup>2</sup>  | ✓   | ✓   | ✓   |   |   |
| 60/0  | ▲ 11mm Pyranova 15 S2.0           | 1770mm (at 420mm wide) | 590mm (at 1260mm high) | 0.885m <sup>2</sup> | ✓   | ✓   | ✓   |   |   |
| 60/0  | ▲ 11mm Pyroguard EW60             | 1400mm (at 530mm wide) | 460mm (at 1610mm high) | 0.575m <sup>2</sup> | ✓   | ✓   | ✓   |   |   |
| 60/0  | ▲ 12mm Pyrobelite® 12             | 1488mm (at 500mm wide) | 620mm (at 1200mm high) | 0.75m <sup>2</sup>  | ✓   | ✓   | ✓   |   |   |
| 60/0  | ▲ 13mm Pyrodur® 60-20             | 1488mm (at 500mm wide) | 620mm (at 1200mm high) | 0.75m <sup>2</sup>  | ✓   | ✓   | ✓   |   |   |
| 60/0  | ▲ 14mm Pyranova® 15 S2.1          | 1770mm (at 420mm wide) | 590mm (at 1260mm high) | 0.885m <sup>2</sup> | ✓   | ✓   | ✓   |   |   |
| 60/30                                       | ▲ 15mm Pyrostop® 30-10            | 1488mm (at 500mm wide) | 620mm (at 1200mm high) | 0.75m <sup>2</sup>  | ✓   | ✓   | ✓   |   |   |
| 60/30                                       | ▲ 15mm Pyranova® 30-S3.0          | 1770mm (at 420mm wide) | 590mm (at 1260mm high) | 0.885m <sup>2</sup> | ✓   | ✓   | ✓   |   |   |
| 60/30                                       | ▲ 15mm Pyroguard® EI30 INT        | 1440mm (at 510mm wide) | 540mm (at 1370mm high) | 0.65m <sup>2</sup>  | ✓   | ✓   | ✓   |   |   |
| 60/30                                       | ▲ 17.3mm Pyrobel® 16              | 1488mm (at 500mm wide) | 620mm (at 1200mm high) | 0.75m <sup>2</sup>  | ✓   | ✓   | ✓   |   |   |

**Note:** CF5033 relates to timber based door leaf constructions consisting of timber faces coupled with timber or other cellulosic cores of not less than 54mm overall leaf thickness. A secondary 2mm thick sodium silicate based intumescent material to the full width of the leaf is required to be used as a lining around the perimeter of apertures.

For screens or partitions, frame members manufactured from hardwood with a minimum density of 610kg/m<sup>3</sup>, including 2mm sodium silicate liner. 2mm deep rebate in the bottom of the bead may vary in width depending on glass thickness.







**The maximum glass sizes shown relate to our test evidence. However, the test evidence for the door leaf being used will show the maximum glass size possible, and this may be smaller than the dimensions given in this brochure. The shape and number of apertures will be dependant on the door manufacturers test evidence.**

Please always refer to the test evidence for the door leaf being used, and in case of any query please contact our Technical Services team on 01626 834252.

# RF1™

## CERTIFIRE APPROVED APPLICATIONS: 60 MINUTE TIMBER SCREENS







Certifire CF5033 Certificate of Approval relates to the following glasses when used in conjunction with RF1™ glazing system at the maximum sizes shown below:

| Protection Integrity / Insulation (minutes) | Glass types   | Max. pane height       | Max. pane width        | Max. pane area      | Doors   |   |   |   | Screens   |   |
|---|---|------------------------|------------------------|---------------------|---|---|---|---|---|---|
|   |   |                        |                        |                     |  |  |  |  |  |  |
| 60/0  | ▲ 5mm Firelite®   | 500mm (at 1000mm wide) | 1000mm (at 500mm high) | 0.5m <sup>2</sup>   |   |   |   |   | ✓   | ✓   |
|   |   | 1488mm (at 500mm wide) | 620mm (at 1200mm high) | 0.75m <sup>2</sup>  |   |   |   |   | ✓   | ✓   |
| 60/0  | ▲ 6mm Pyroshield® 2   | 500mm (at 1000mm wide) | 1000mm (at 500mm high) | 0.5m <sup>2</sup>   |   |   |   |   | ✓   | ✓   |
|   |   | 1488mm (at 500mm wide) | 620mm (at 1200mm high) | 0.75m <sup>2</sup>  |   |   |   |   | ✓   | ✓   |
| 60/0  | ▲ 6mm, 8mm, 10mm, 12mm Pyran-S®   | 500mm (at 1000mm wide) | 1000mm (at 500mm high) | 0.5m <sup>2</sup>   |   |   |   |   | ✓   | ✓   |
|   |   | 1488mm (at 500mm wide) | 620mm (at 1200mm high) | 0.75m <sup>2</sup>  |   |   |   |   | ✓   | ✓   |
| 60/0  | ▲ 7mm Pyrostem® 2   | 500mm (at 1000mm wide) | 1000mm (at 500mm high) | 0.5m <sup>2</sup>   |   |   |   |   | ✓   | ✓   |
|   |   | 1488mm (at 500mm wide) | 620mm (at 1200mm high) | 0.75m <sup>2</sup>  |   |   |   |   | ✓   | ✓   |
| 60/0  | ▲ 11mm Pyranova® 15 S2.0  | 500mm (at 1000mm wide) | 1000mm (at 500mm high) | 0.5m <sup>2</sup>   |   |   |   |   | ✓   | ✓   |
|   |   | 1770mm (at 500mm high) | 590mm (at 1500mm high) | 0.885m <sup>2</sup> |   |   |   |   | ✓   | ✓   |
| 60/0  | ▲ Insulating Glass Units including 11mm Clear or Wired Glass, 12mm steel spacer and 4mm float glass | 500mm (at 1000mm wide) | 1000mm (at 500mm high) | 0.5m <sup>2</sup>   |   |   |   |   | ✓   | ✓   |
|   |   | 1488mm (at 500mm wide) | 620mm (at 1200mm high) | 0.75m <sup>2</sup>  |   |   |   |   | ✓   | ✓   |
| 60/0  | ▲ 11mm Pyroguard® Rapide  | 1400mm (at 410mm high) | 460mm (at 1250mm high) | 0.575m <sup>2</sup> |   |   |   |   | ✓   | ✓   |
| 60/0  | ▲ 12.3mm Pyrobelite® 12   | 500mm (at 1000mm wide) | 1000mm (at 500mm high) | 0.5m <sup>2</sup>   |   |   |   |   | ✓   | ✓   |
|   |   | 1488mm (at 500mm wide) | 620mm (at 1200mm high) | 0.75m <sup>2</sup>  |   |   |   |   | ✓   | ✓   |
| 60/0  | ▲ 13mm Pyrodur® 60-20   | 500mm (at 1000mm wide) | 1000mm (at 500mm high) | 0.5m <sup>2</sup>   |   |   |   |   | ✓   | ✓   |
|   |   | 1488mm (at 500mm wide) | 620mm (at 1200mm high) | 0.75m <sup>2</sup>  |   |   |   |   | ✓   | ✓   |
| 60/0  | ▲ 14mm Pyranova® 15 S2.1  | 500mm (at 1000mm wide) | 1000mm (at 500mm high) | 0.5m <sup>2</sup>   |   |   |   |   | ✓   | ✓   |
|   |   | 1770mm (at 500mm high) | 590mm (at 1500mm high) | 0.885m <sup>2</sup> |   |   |   |   | ✓   | ✓   |
| 60/30                                       | ▲ 15mm Pyrostop® 30-10  | 500mm (at 1000mm wide) | 1000mm (at 500mm high) | 0.5m <sup>2</sup>   |   |   |   |   | ✓   | ✓   |
|   |   | 1488mm (at 500mm wide) | 620mm (at 1200mm high) | 0.75m <sup>2</sup>  |   |   |   |   | ✓   | ✓   |
| 60/0  | ▲ Insulating Glass Units including 15mm Pyrostop® 30-10 and 18mm Pyrostop® 30-20                    | 500mm (at 1000mm wide) | 1000mm (at 500mm high) | 0.5m <sup>2</sup>   |   |   |   |   | ✓   | ✓   |
|   |   | 1488mm (at 500mm wide) | 620mm (at 1200mm high) | 0.75m <sup>2</sup>  |   |   |   |   | ✓   | ✓   |

# RF1™

## CERTIFIRE APPROVED APPLICATIONS: 60 MINUTE TIMBER SCREENS

Certifire CF5033 Certificate of Approval relates to the following glasses when used in conjunction with RF1™ glazing system at the maximum sizes shown below:

| Protection Integrity / Insulation (minutes) | Glass types  | Max. pane height       | Max. pane width        | Max. pane area      | Doors   |   |   |   | Screens   |   |
|---|--|------------------------|------------------------|---------------------|---|---|---|---|---|---|
|   |  |                        |                        |                     |  |  |  |  |  |  |
| 60/30                                       | ▲ 15mm Pyranova® 30 S3.0                                 | 500mm (at 1000mm wide) | 1000mm (at 500mm high) | 0.5m <sup>2</sup>   |   |   |   |   | ✓   | ✓   |
|   |  | 1770mm (at 420mm wide) | 590mm (at 1260mm high) | 0.885m <sup>2</sup> |   |   |   |   | ✓   | ✓   |
| 60/30                                       | ▲ 17.3mm Pyrobel® 16                                     | 500mm (at 1000mm wide) | 1000mm (at 500mm high) | 0.5m <sup>2</sup>   |   |   |   |   | ✓   | ✓   |
|   |  | 1488mm (at 500mm wide) | 620mm (at 1200mm high) | 0.75m <sup>2</sup>  |   |   |   |   | ✓   | ✓   |
| 60/30                                       | ▲ 18mm Pyrostop® 30-20                                   | 500mm (at 1000mm wide) | 1000mm (at 500mm high) | 0.5m <sup>2</sup>   |   |   |   |   | ✓   | ✓   |
|   |  | 1488mm (at 500mm wide) | 620mm (at 1200mm high) | 0.75m <sup>2</sup>  |   |   |   |   | ✓   | ✓   |
| 60/30                                       | ▲ 15mm Pyroguard® E130 INT                               | 500mm (at 1000mm wide) | 1000mm (at 500mm high) | 0.5m <sup>2</sup>   |   |   |   |   | ✓   | ✓   |
|   |  | 1488mm (at 500mm wide) | 620mm (at 1200mm high) | 0.75m <sup>2</sup>  |   |   |   |   | ✓   | ✓   |
| 60/60                                       | ▲ 23mm Pyroguard® EI60 INT                               | 500mm (at 1000mm wide) | 1000mm (at 500mm high) | 0.5m <sup>2</sup>   |   |   |   |   | ✓   | ✓   |
|   |  | 1488mm (at 500mm wide) | 620mm (at 1200mm high) | 0.75m <sup>2</sup>  |   |   |   |   | ✓   | ✓   |
| 60/60                                       | ▲ 26.6mm Pyrobel® 25                                     | 500mm (at 1000mm wide) | 1000mm (at 500mm high) | 0.5m <sup>2</sup>   |   |   |   |   | ✓   | ✓   |
|   |  | 1488mm (at 500mm wide) | 620mm (at 1200mm high) | 0.75m <sup>2</sup>  |   |   |   |   | ✓   | ✓   |
| 60/60                                       | ▲ 23mm Pyrostop® 60-101                                  | 500mm (at 1000mm wide) | 1000mm (at 500mm high) | 0.5m <sup>2</sup>   |   |   |   |   | ✓   | ✓   |
|   |  | 1488mm (at 500mm wide) | 620mm (at 1200mm high) | 0.75m <sup>2</sup>  |   |   |   |   | ✓   | ✓   |
| 60/60                                       | ▲ Insulating Glass Units including 23mm Pyrostop® 60-101 | 500mm (at 1000mm wide) | 1000mm (at 500mm high) | 0.5m <sup>2</sup>   |   |   |   |   | ✓   | ✓   |
|   |  | 1488mm (at 500mm wide) | 620mm (at 1200mm high) | 0.75m <sup>2</sup>  |   |   |   |   | ✓   | ✓   |

**Note:** CF5033 relates to timber based door leaf constructions consisting of timber faces coupled with timber or other cellulosic cores of not less than 54mm overall leaf thickness. A secondary 2mm thick sodium silicate based intumescent material to the full width of the leaf is required to be used as a lining around the perimeter of apertures.

For screens or partitions, frame members manufactured from hardwood with a minimum density of 610kg/m<sup>3</sup>, including 2mm sodium silicate liner. 2mm deep rebate in the bottom of the bead may vary in width depending on glass thickness.

**The maximum glass sizes shown relate to our test evidence. However, the test evidence for the door leaf being used will show the maximum glass size possible, and this may be smaller than the dimensions given in this brochure. The shape and number of apertures will be dependant on the door manufacturers test evidence.**

Please always refer to the test evidence for the door leaf being used, and in case of any query please contact our Technical Services team on 01626 834252.