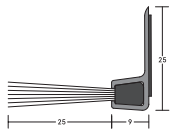
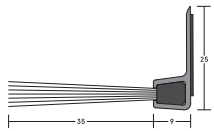


LAS5060, LAS5065, LAS5070

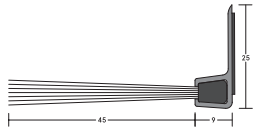
BRUSH SEALS FITTING GUIDE



LAS5060



LAS5065



LAS5070



LENGTH _____

CONTENTS

- LAS5060, LAS5065 or LAS5070 brush seal

TOOLS REQUIRED

- Tape measure
- Pencil or marker
- Saw, hand or power
- Self adhesive tape
- combination pliers

INSTALLATION DETAIL

STEP 1

Remove from packaging and measure lengths against existing head and jambs.

STEP 2

Slide out brush strip from aluminium holder and using a fine tooth hacksaw, cut the holder to the required length, removing burrs from cut ends.

STEP 3

Cut brush strip to suit using combination pliers which will automatically lock in bristles.

STEP 4

Before replacing brush strip, bend slightly and slide back into aluminium holder - this will prevent the brush strip from sliding out of the holder.

STEP 5

Prior to fixing seal in place, ensure all surfaces are smooth and clean; do not use oil based solvents - methylated spirit or alcohol is suitable.

STEP 6

Position seal and pencil mark the fixing location.

STEP 7

Peel off backing paper and lightly position on pre-marked location. Press firmly into place along full length of strip. Maximum bond is achieved after 24 hours.

STEP 8

Optional Fixing - Drill holes on aluminium holder and screw fix (screws not supplied).

NOTE

Ensure that the installation of this product does not impede the opening or closing of the door. It is recommended to check the door seal periodically to ensure the door assembly to which it is fitted, closes and latches properly.



NOTE

Recommendations as to methods, use of materials and construction details are based on the experience and knowledge of Lorient and are given in good faith as a general guide and service to designers, contractors and manufacturers.

Lorient reserves the right to make alterations or delete any installation detail without prior notice.



ASSA ABLOY LTD T/A LORIENT
Endeavour House
Fairfax Road
Heathfield Ind Estate
Newton Abbot
Devon TQ12 6UD
United Kingdom

+44 (0)1626 834252
www.lorientgroup.com

All rights reserved. No part of this fitting guide may be reproduced, stored in a retrieval system, or transmitted in any means, electronic, mechanical, photocopying, recording or otherwise without the written permission of Lorient.

© 2024 ASSA ABLOY Ltd T/A Lorient. Lorient is a registered trade mark of ASSA ABLOY LIMITED in England.

For more information please call:

+44 (0)1626 834252